


Logicor Prague - Průmyslová

New development in Prague

Modern warehouse, perfect for urban supply chain operations and last-mile delivery

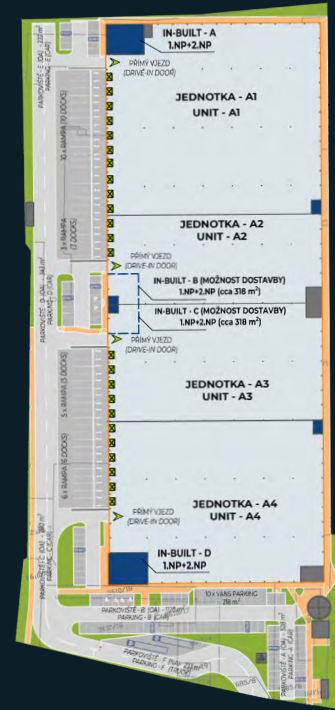
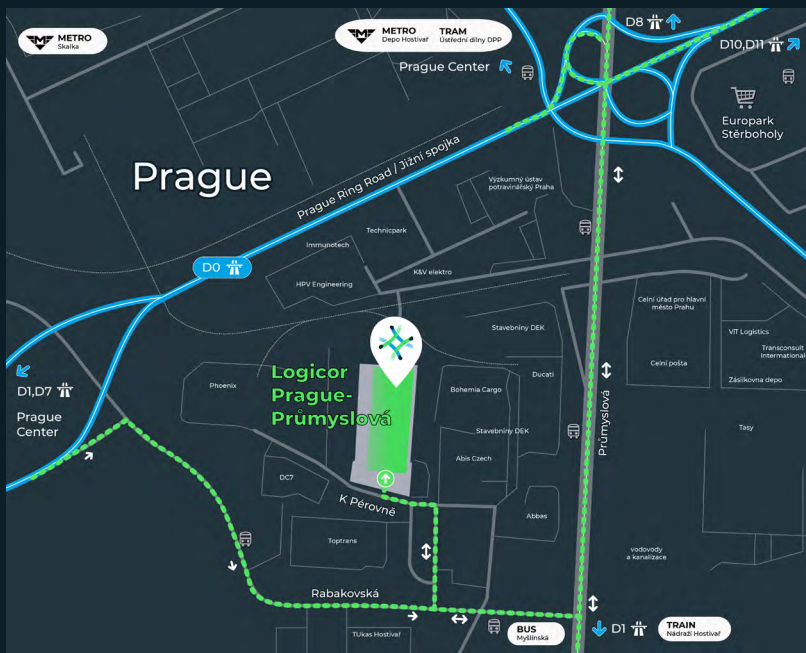
21,000 sqm

Warehouse / Light-Manufacturing Premises



Discover
more





Available units

Unit	Total Area Sq M	Warehouse Sq M	Office Sq M
A1	7,120	6,700	420
A2	3,200	3,185	15
A3	4,255	4,240	15
A4	5,955	5,535	420

Specifications

- 24 x** loading dock | 4 x drive-in
- LED lighting
- 5 T/ sqm** floor load capacity
- Up to **12 m** storage clear height
- 12 x 24 m** column grid

Property headline

The park is located close to the southern Prague Ring Road, which connects the D1 and D11 motorways. Thanks to its convenient location on these transport routes, the park offers direct access to all parts of the Czech Republic, as well as to Prague itself. The park is part of an industrial zone. It is served by the railway and bus network, and a cycle path runs nearby.

Please contact us for further information:

	km	min
Prague City Center	7.5	12
Prague Ring Road	1.6	3
D1	8.2	14
D8/D10/D11	17.2	15-20
D5/D6/D7	35.6	30
Prague Airport	34	29
Prague Main Train station	10	20
Europark Shopping Centre	2.9	4

	bus (min)	walk (min)
Metro Depo Hostivař	12	36
Metro Skalka	16	35
BUS Myšlinská	-	8
Train (Hostivař station)	5	20
Tram (Ústřední dálný DPP)	29	13
Gas station	-	1
Post office	-	3

	km	km
Brno	198	Vienna 316
Liberec	100	Munich 385
Pilsen	103	Germany (Petrovice) 108
Ostrava	365	Germany (Rozvadov) 176
Dresden	141	Poland (Harrachov) 127
Bratislava	321	



Pavel Rufert

Director at Logicor, Czech Republic
E rufert@logicor.eu
T +420 601 132 582



Alžběta Pastrnková

Asset Manager
E alzbeta.pastrnkova@logicor.eu
T +420 739 293 725

